


Step 1

Visit www.checkright.org

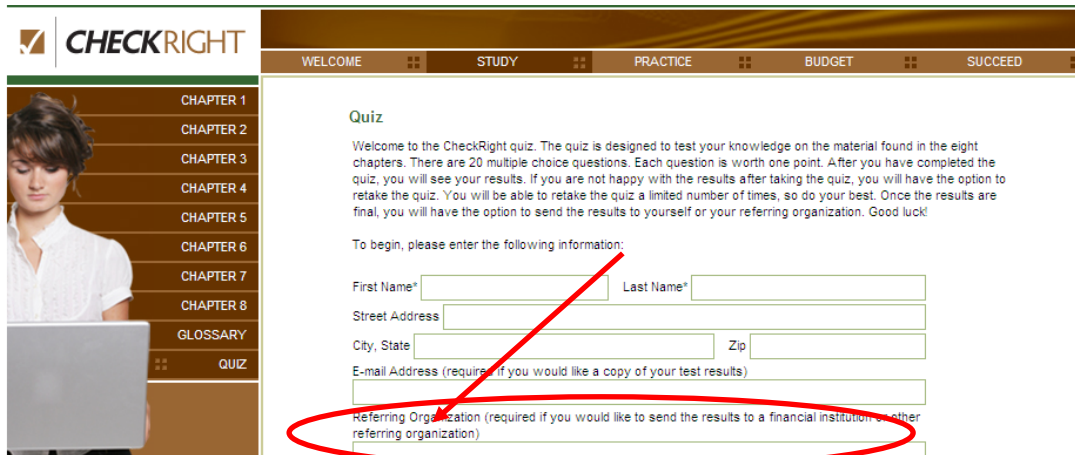
Step 2

Read all of the chapters, practice and study.



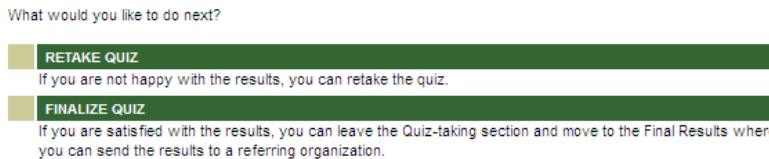
Step 3

Take the quiz. Enter your first name, last name and in the referring organization section, type **Sun FCU** or select it from the drop-down menu to send us your results.



Step 4

Complete the quiz and on the results page, select “retake quiz” or “finalize quiz.” If you’d like to improve your score, review the chapters and then retake the quiz. *You can take the quiz a maximum of three times.* If you’re happy with the results, select “finalize.”



Step 5

After selecting “Finalize” you must click the box next to “E-Mail To Referring Organization” to send us your results so we can review your checking account.

